

# **HIV/AIDS Surveillance for Hispanics**

**Lorena Espinoza, DDS, MPH**  
**HIV Incidence and Case Surveillance Branch**  
**Division of HIV/AIDS Prevention**  
**National Center for HIV/AIDS, Viral Hepatitis, STD, and TB Prevention**

**Hispanic/Latino HIV/AIDS Consultation**  
**April 1, 2008**

**The findings and conclusions in this presentation are those of the authors and do not necessarily represent the official position of the Centers of Disease Control and Prevention**





# National HIV/AIDS Surveillance



# HIV/AIDS Surveillance

HIV/AIDS surveillance is the **systematic collection, analysis**, interpretation, dissemination, and **evaluation** of **population-based** information about persons diagnosed with HIV infection or AIDS.











# HIV/AIDS Surveillance Data including Hispanics (cont)

- MMWR
  - Race/Ethnic Disparities in Diagnoses of HIV/AIDS—33 States, 2001-2005
  - HIV/AIDS Among Hispanics—2001-2005
- Peer Reviewed Journals
- Fact Sheets
- Presentations at Meetings and Conferences



# Diagnoses of HIV/AIDS among Hispanics

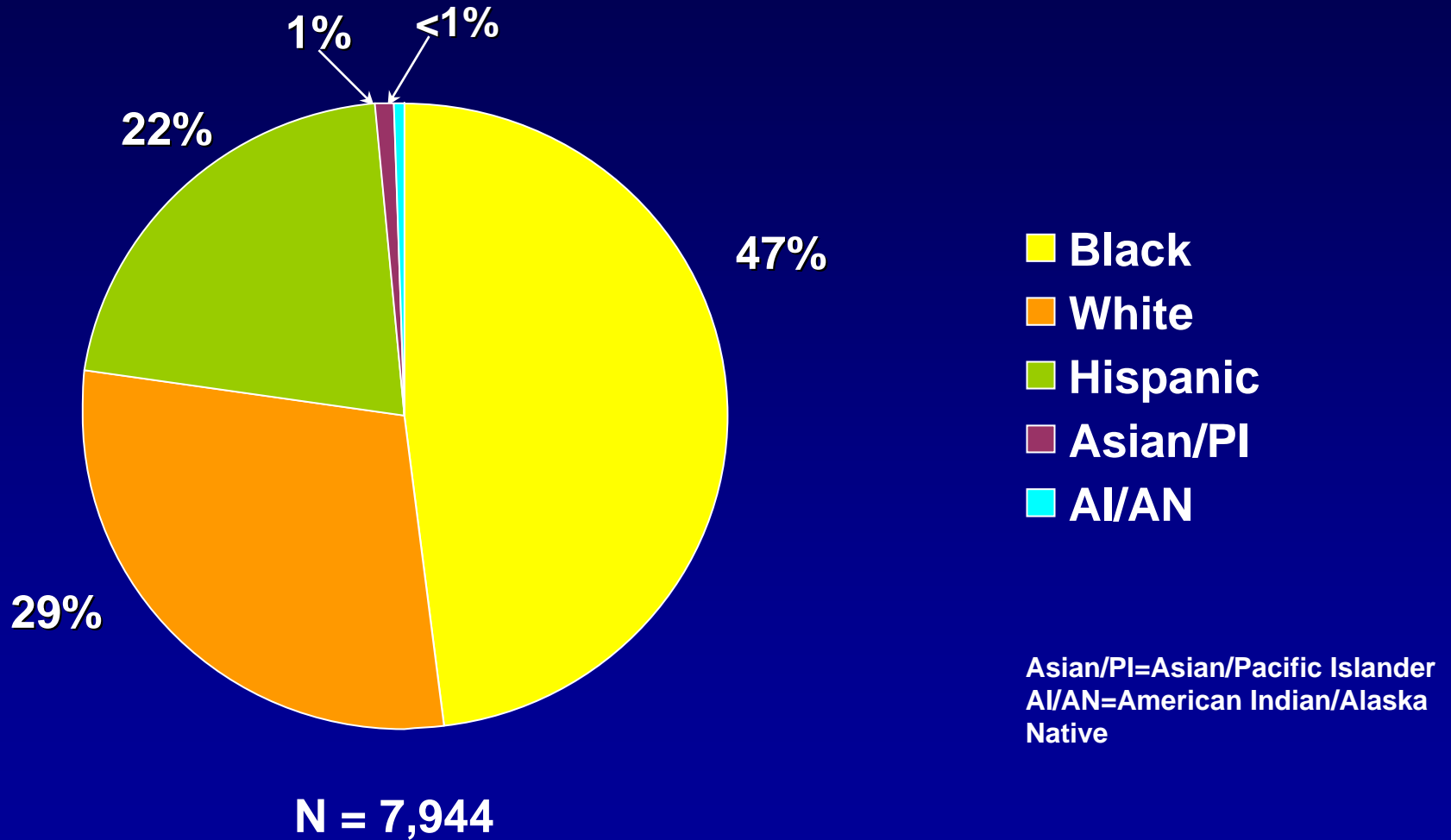








# Estimated HIV/AIDS Diagnoses by Race/Ethnicity – 33 States and Puerto Rico, 2006



Data include persons diagnosed with HIV infection regardless of AIDS status at diagnosis. Data have been adjusted for reporting delays.





# Estimated Numbers and Proportions of HIV/AIDS Diagnoses among Hispanic Males, by Transmission Category — 33 States and Puerto Rico, 2006

Transmission category	<u>Males</u>	
	N	(%)
Male-to-male sexual contact (MSM)	3,696	60
High-risk heterosexual contact (HRH)	1,133	19
Injection drug use (IDU)	982	16
MSM/IDU	258	4
Other/unknown	41	1
<b>Total</b>	<b>6,110</b>	<b>100</b>

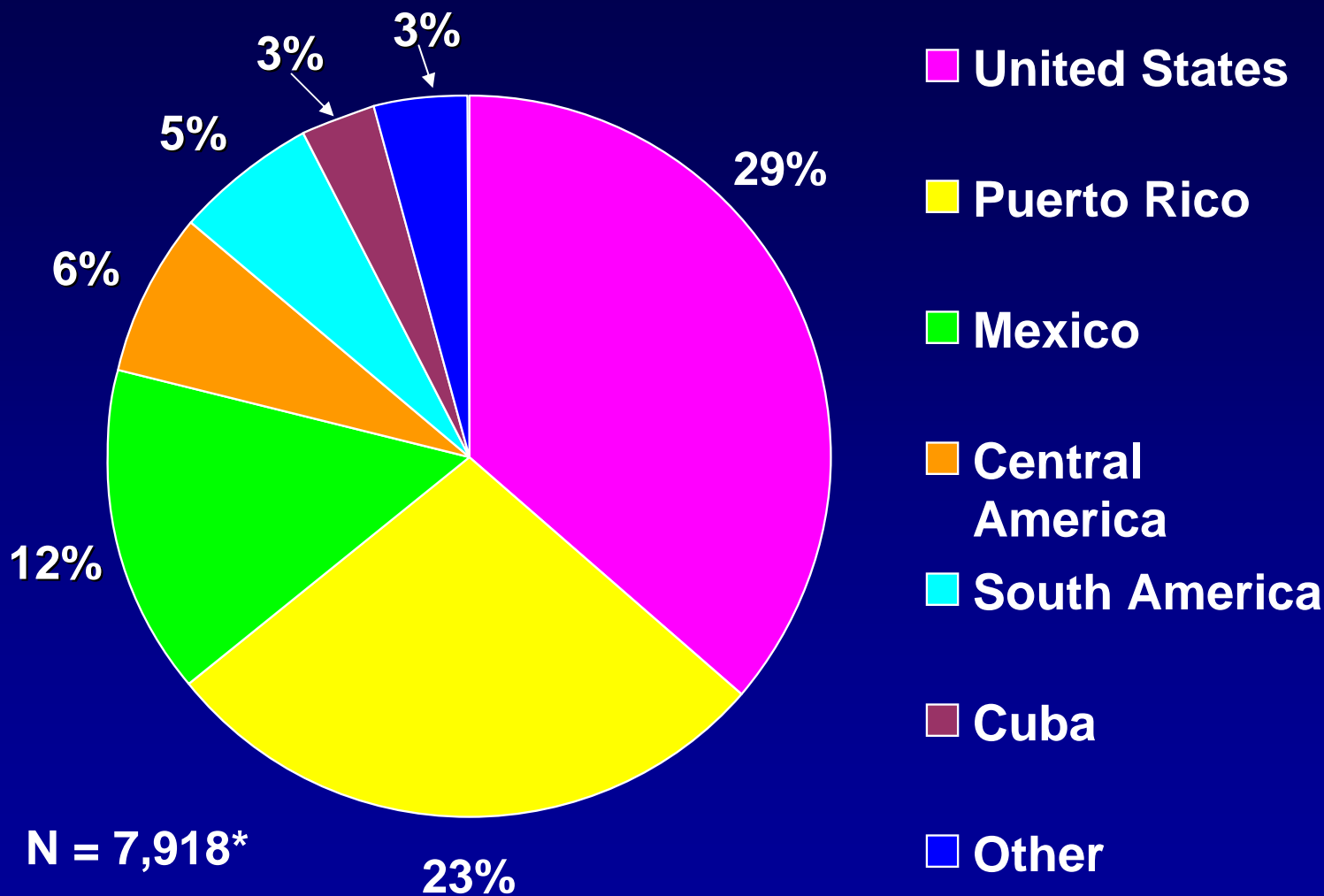


Data include persons diagnosed with HIV infection regardless of AIDS status at diagnosis. Data have been adjusted for reporting delays and cases without risk factor information were proportionally redistributed.





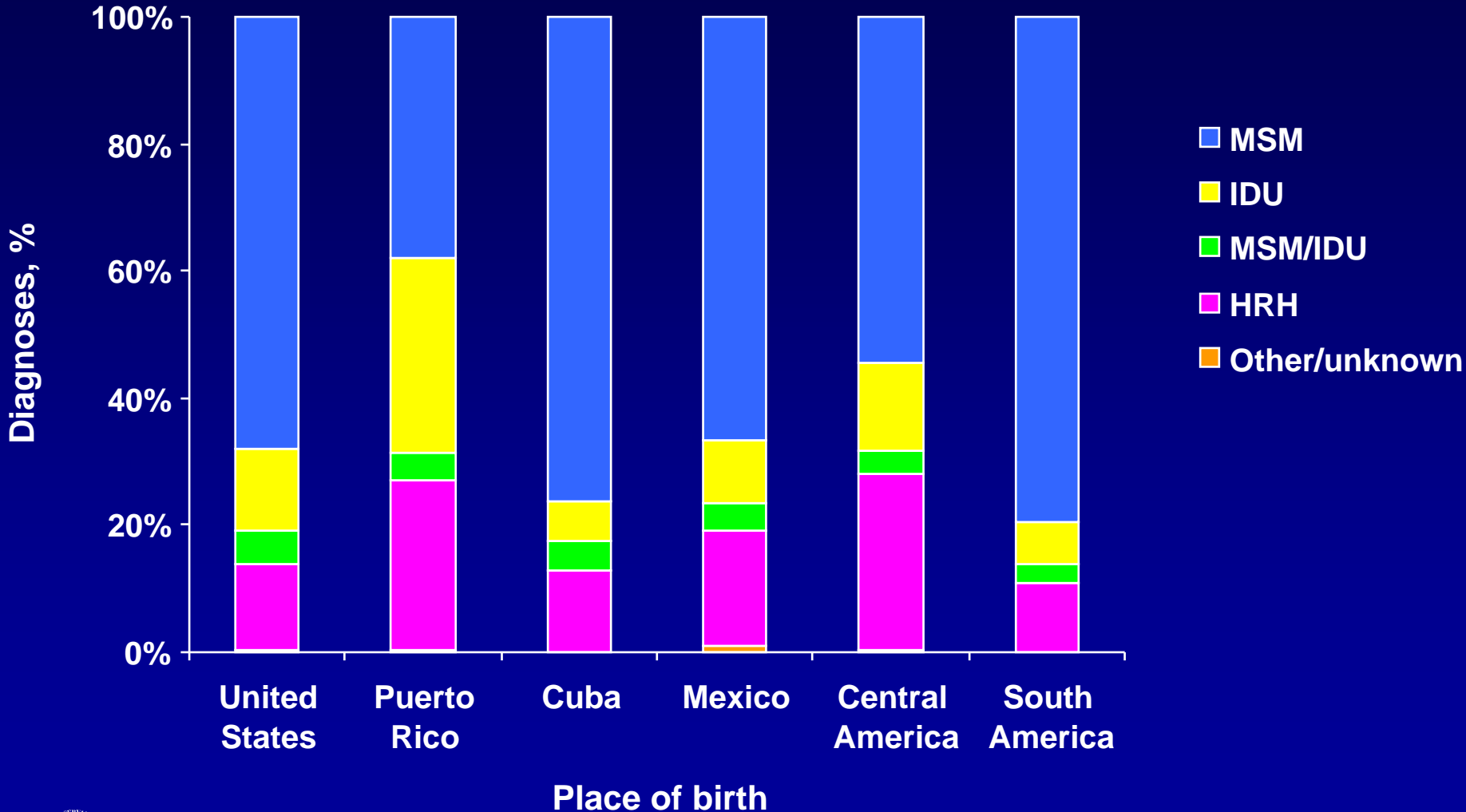
# Proportions of HIV/AIDS Diagnoses among Hispanics by Place of Birth — 33 States and Puerto Rico, 2006



Data include persons diagnosed with HIV infection regardless of AIDS status at diagnosis.  
Data have been adjusted for reporting delays.  
\*Includes 1,508 Hispanics of unknown place of birth.



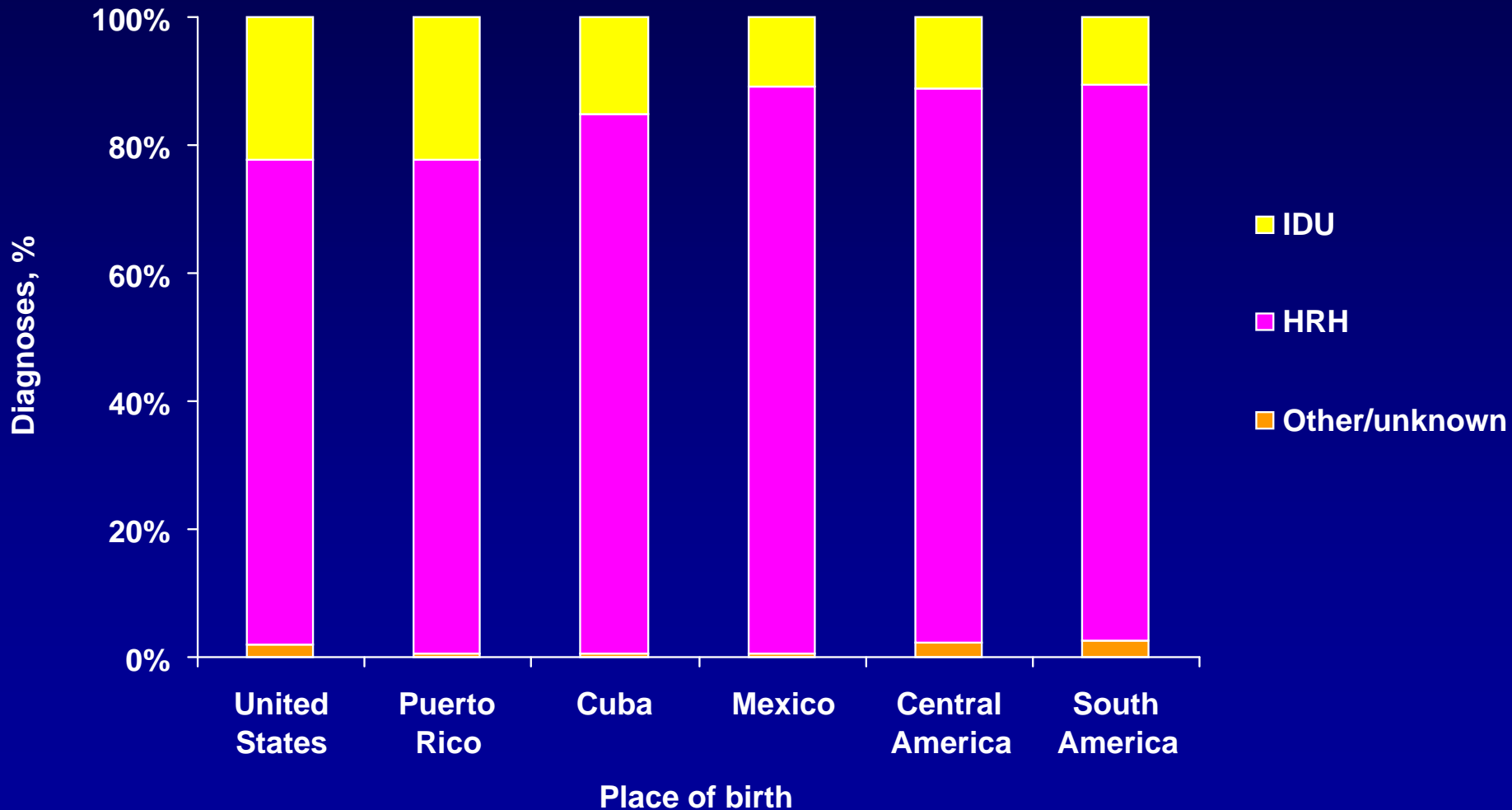
# Proportions of HIV/AIDS Diagnoses among Male Hispanics, by Place of Birth and Transmission Category 33 States and Puerto Rico, 2006



Data include persons diagnosed with HIV infection regardless of AIDS status at diagnosis. Data have been adjusted for reporting delays and cases without risk factor information were proportionally redistributed.



# Proportions of HIV/AIDS Diagnoses among Female Hispanics, by Place of Birth and Transmission Category 33 States and Puerto Rico, 2006



Data include persons diagnosed with HIV infection regardless of AIDS status at diagnosis. Data have been adjusted for reporting delays and cases without risk factor information were proportionally redistributed.



















# Thank you

**Contact information:**

**Lorena Espinoza**

**LEspinoza@cdc.gov**

**404-639-2063**

